Limited Edition - Australian Houdini Poster

Created by Timothy & Lynda Hyde

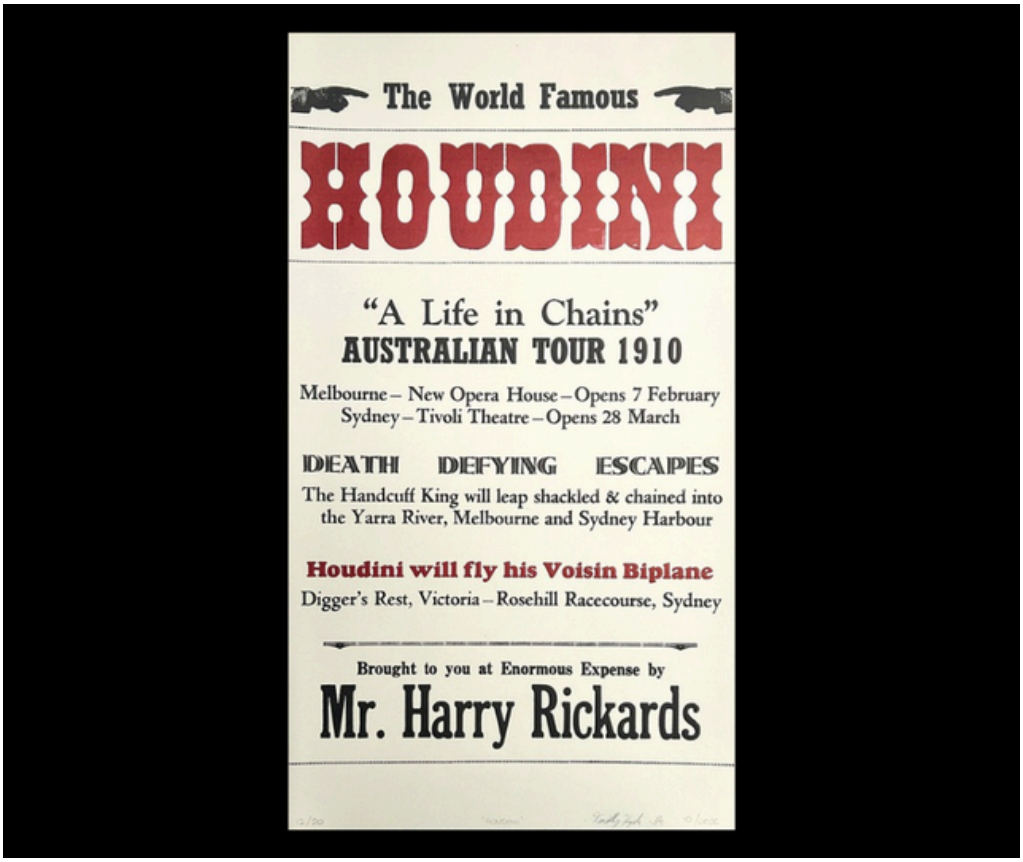

Created in 2026, but using early 1900s Wood & Metal Type! A homage to Houdini's legendary 1910 Tour of Australia and timed to coincide with the 100 year anniversary of his death.

Typeset by hand, by us, letter by letter, and printed on an historic 1841 Columbian Cast Iron Press at the Australian Museum of Printing.

Each Broadsheet is Hand Inked in 2 Colours and Individually Printed using the exact techniques & equipment used by printers for Posters, Window Cards and Flyers in Houdini's day.

This Edition Limited to just 20 Copies.
Each Poster Numbered, Dated, Titled and Signed.
A unique Magic collectable!

The Background & Inspiration

For many years we have had the idea in the back of our minds to create a Houdini Poster! Not just a reproduction or replica of an old poster, but something different. A new take, but in the style of posters of the day.

Below are 3 examples of rare surviving posters from Houdini's sensational Australian visit in 1910.

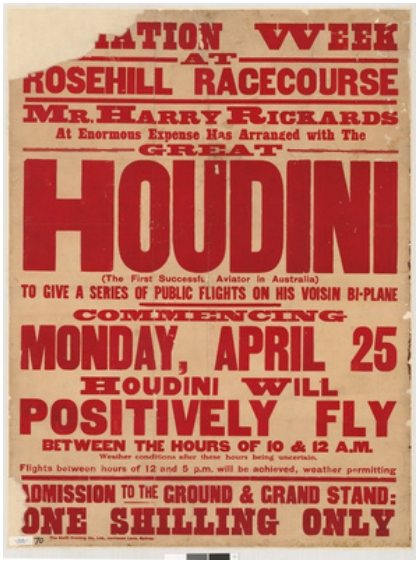

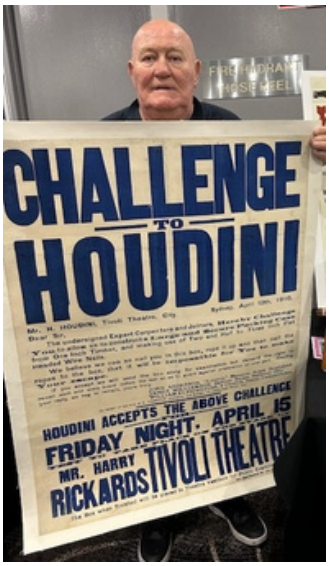



The wonderful Flying poster, promoting his flying sessions at Rosehill Racecourse, Sydney NSW! (We launched our Poster for sale at the 2026 Sydney Magic Convention, right there at Rosehill Racecourse!)

The huge Challenge Poster previously owned by Eddie Dawes and now in the vast collection of Bill Walsh here in Sydney. Bill's Challenge Poster is the only known intact copy. (That's our friend Bill in the photo.)

And of course the rare Chained Poster, now in the Copperfield Collection. We were at the auction in 2005 when this one got sold! Copperfield apparently stopped his Las Vegas show so he could personally bid on the item! This poster can be seen in the background of a famous photo of Houdini standing outside the Tivoli Sydney, with Carter the Great and coin manipulator Allan Shaw. (That's me in the photo at the auction viewing.)

The Museum

Lynda and I are both members of the wonderful Australian Museum of Printing, located at the base of the Blue Mountains west of Sydney, NSW.

The Museum is just a 40 minute drive from us, so we attend most weekends, running workshops, conducting tours and helping maintain the collection. There are some brilliant old machines that all work, a large collection of both metal and modern type and a fascinating library. It's mostly run by retired printers and typesetters but there are a few younger folk keen to learn before these skills are lost forever.

My favourite two presses at the museum are the Columbian Iron Press from 1841 and a replica Wooden Common Press that I demonstrate each day we are open. Lynda and I also now own a rare 1875 Gordon Platen Press (pictured below) that we use for smaller works at our home studio.

Lynda, who was already an accomplished Printmaker has been learning the intricacies of Typesetting and Make-ready, but using her own art printing skill-set to create new works blending both old and new techniques.



Replica 1770s "Common Press"



Our own 1875 Gordon Platen Press

The Process











The Type was put together, letter by letter from the Museum's collection. It dates from the very early 1900s. Once it's placed into the metal frame "the chase," (back to front and upside down) it's locked in place with wooden "furniture" and secured with small locking devices called "quoins." (Some of the letters were created using an early Ludlow machine. Invented around 1906 it rapidly took off as the preferred method for making larger type right in the print shop, rather than ordering type from a specialist "type foundry.") Once the forme is locked up, it's transferred to the press ready for inking and proofing before the actual prints are created.

The Press



We printed the poster on this historic Columbian Press from 1841.

Invented by American George Clymer from Philadelphia around 1813 it uses a unique leverage system to create the pressure needed for the large platen, rather than the corkscrew device that was found on earlier machines dating right back to Gutenberg's time in the mid 1440s.

It's often described as America's first great contribution to printing technology and we believe this actual machine is the oldest working example in Australia. Check out the ornamentation!

The Press

This actual machine has a fascinating history.

Clymer had hoped his press would sell well in the rapidly growing young country, but soon discovered Americans still preferred the lighter and cheaper wooden Common Press. They were also easier to fix if anything broke, a carpenter or blacksmith could easily replace any part.

After only selling about 25 Columbians in 4 years Clymer moved his business to London where it really took off. He was selling them throughout Europe and then started licencing others to manufacture the press. They soon spread around the world.

Our machine was built in 1841 in London and travelled out to Australia sometime after that. By 1872 it had been transported out to inland NSW by bullock cart, across the formidable Blue Mountains and was setup printing the Carcoar Chronicle, a weekly broadsheet. When that business closed down in 1939 the machine was abandoned in a field to rust away!

It was rescued in 1974 and brought back to Sydney where it was restored by the apprentices at the famous Sydney Morning Herald, Australia's longest running newspaper.

When that closed down, it was rescued once again to become one of our Museums working treasures!



Here's a close up of the famous Bald Eagle counterweight, symbolically clutching a Cornucopia & an Olive Branch!

The Print

We estimate that the two of us worked at least 40 hours setting the type, proofing and doing the all important "make-ready." Plus the many extra hours that 2 different printers put in helping us out when needed.

And this is all before we pulled any final prints! Like any great magic trick, the important time is in the preparation and practice, those bits that the audience never sees.

For each print, the two different inks were applied to the "forme" carefully, the paper laid on top and then several layers of packing over that. The Tympan is then hinged down securing the paper, and the whole Carriage Bed is moved underneath the Platen by turning a Rounce or Hand-crank.

Once that is in position, the printer takes the Long Bar handle, affectionately know as The Devils Tail and applies the pressure. You give it just the right amount of "dwell time" to let the ink transfer to the paper.

Then reverse the process! Raise the platen, crank the bed back out, lift the tympan, uncover the paper and carefully pull the print off the forme to reveal the result. Hang it up to dry and then you repeat, but making micro adjustments to the inking, pressure and dwell time as you proceed through the run.



Paper
Printed on Acid Free, Laid Paper, from the historic Shoalhaven Paper Mills, NSW.

Ink
Cranfield Traditional Relief Ink
Rubine Red & Black

Wooden Type Fonts
Tuscan 20 Line
Egyptian Narrow 10 Line

Metal Type Fonts
Slab Serif 72 pt
Goudy 72 pt & Goudy Bold 48 pt
Slab Condensed 72 pt
Ludlow Garamond 24 pt
Shadow 48 pt



The Launch





Thrilled to see the interest in this Limited Edition Print over the two days of the Sydney Magic Convention 2026, held right next door to the famous Rosehill Racecourse where Houdini conducted several flights.

(Refer to Ken Silverman's Houdini Biography for some great descriptions of Harry's heart stopping flights at Rosehill!)

Pictured above noted Magical Historian Kent Blackmore, author of the fantastic "Levante - His Life, No Illusion" (Left) and the legendary Australian performer Raymond Crowe! (Right)

The poster references the 6 key moments in the Houdini visit.

- We list the Theatre show venues in Melbourne and Sydney with the opening dates.
- The two public Handcuffed UnderWater Escapes
- His flying locations at Diggers Rest & Rosehill Racecourse

Limited Edition - Australian Houdini Poster

Purchase Details - USA

We Printed just 20 of this Limited Edition
Each Print is on Acid Free Archival Paper.
Each is Numbered, Titled, Dated and Signed.
The size is 61 cm x 34.5 cm (approx 24 by 13.5 inch)

We sold over half of them at the Sydney Magic Convention 2026
and are keeping a couple for ourselves.

We are now offering the few remaining Prints to USA & UK collectors.

The Price for the Print is US$170
Postage & Packaging is $20 extra, which includes -
Secure Mailing Tube, Insurance & Australia Post Tracking

NOTE - These Posters are Individually Printed.
Every one will have slight differences and quirks. Look at any letterpress poster
from 120 years ago and you will see slight chipping
or dings on the wood type faces and occasional scuffs and marks.
These make your print unique!

To Purchase - Send me an email timothy@timothyhyde.com
to reserve your print. I'll let you know if one is still available
and provide payment details.



Timothy Hyde & The Amazing Lynda

Meet the Printers



Timothy Hyde & The Amazing Lynda have had a lifetime in Magic!

**They toured with the legendary James Taylor as his opening act,
performed on Cunard, Silversea & Crystal Cruises as part of their World Cruises,
were the first Magicians to secure a long term contract
at the Southern Hemisphere's largest theme park - Australia's Wonderland,
and performed at many thousands of corporate events over a long career!**

**Timothy mainly now performs as a Corporate MC & Conference Facilitator,
and his thriving MC Training YouTube Channel has over 34,000 subscribers.
He has written 13 books for Magicians, Mentalists and Event Hosts.**

**Lynda moved on to a successful career painting Modernist Inspired
Hard Edge Geometric paintings and creating Limited Edition bold block prints.
Her work is in both public and private collections worldwide,
including the collections of several well known magicians!**

Timothy Hyde & The Amazing Lynda

Catalogue 2026

MagicCoach

Helping Magicians be Better Onstage since 1999



Comedy Mentalism
Straight from my Act!



Magazine Memory
My preferred Cruise Ship Closer!



The Classic Effect
Turned Into a full Routine



Involves the whole audience
A Guaranteed Huge Laugh!

MagicCoach.com

ExpertMC

Helping you become a better Event Host!



Our Bestselling Book
Enter the lucrative world of MC Work.
136 Pages of Content and Advice
Read by thousands of people worldwide.



Our Latest Book
Copy my Exact MC Scripts
& Tutorials on using AI for Research & Script Improvement.



50 Niche Markets for MCs & Entertainers
Many of these are totaly overlooked yet are crying out for great MCs.

ExpertMC.com

Websites

TimothyHyde.com
ExpertMC.com
MagicCoach.com
LyndaHydeArt.com







Check out the websites for availability and pricing